

TKTK kontode Paroolivahetus:

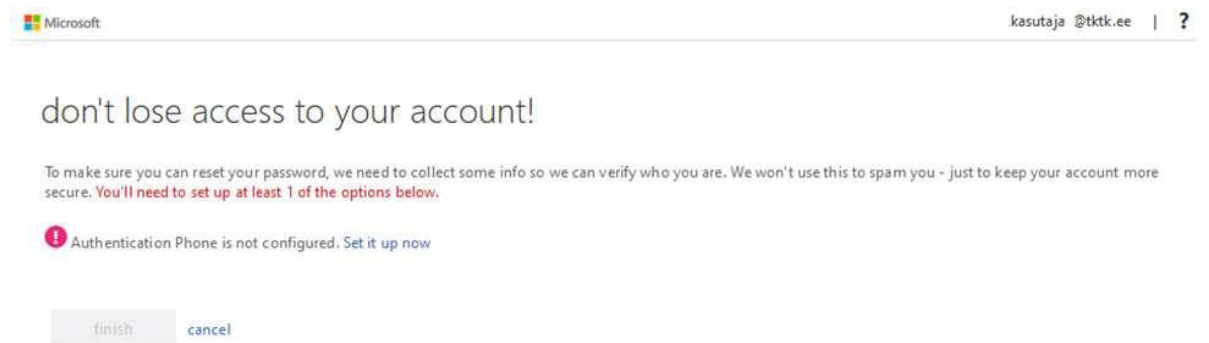
Et edaspidi saaksite vajadusel tktk konto parooli muuta või taastada, tuleb läbi teha alljärgnev kontaktandmete(e-post ja telefon) kinnitamise protseduur.

Logige sisse: <https://myaccount.microsoft.com/>

kooli e-posti ja parooliga. (kui te ei tea oma algset parooli, pöörduge it@tktk.ee)

Avanenud leheküljel tuleb täita telefoninumbri ja e-posti väli. E-post peab olema isiklik! Sinna saadetakse Teile kinnituskood ja sama ka telefoni puhul SMS-ga. Nii saate kinnitada mõlemad andmed ja edaspidi saate oma tktk konto parooli muuta kas isikliku e-posti või telefoninumbri kaudu!

Vajutage lingile **Set it up now**



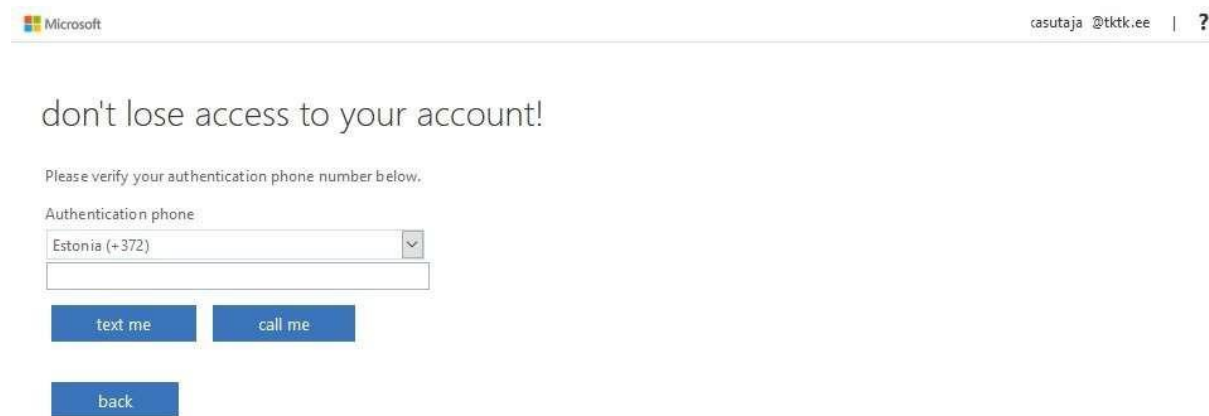
Microsoft kasutaja @tktk.ee | ?

don't lose access to your account!

To make sure you can reset your password, we need to collect some info so we can verify who you are. We won't use this to spam you - just to keep your account more secure. You'll need to set up at least 1 of the options below.

i Authentication Phone is not configured. Set it up now

Valige riik ja sisestage telefoninumber ja vajutage **text me**.



Microsoft kasutaja @tktk.ee | ?

don't lose access to your account!

Please verify your authentication phone number below.

Authentication phone

Estonia (+372)

Sisestage kinnituskood, mis saadeti teile SMS-ga ja vajutage **verify**. Peale seda vajutage **finish**!

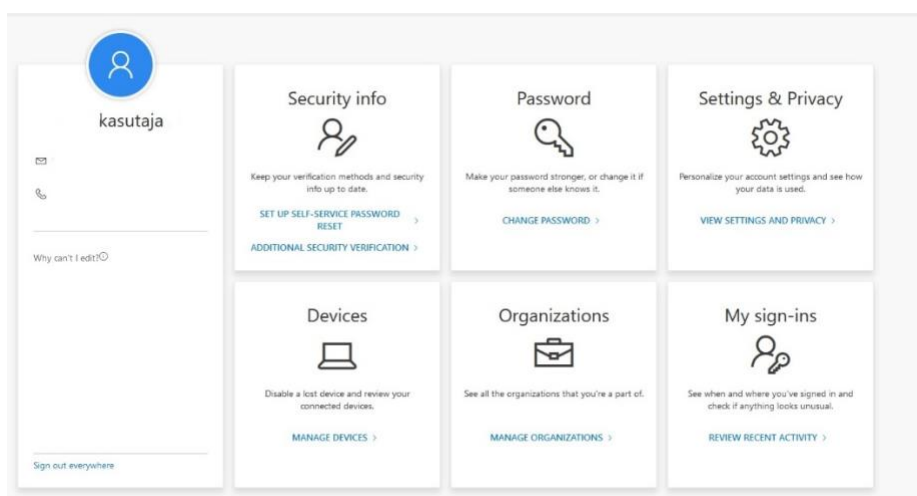
don't lose access to your account!

Thanks! We'll use the info below to recover your account if you forget your password. Click "finish" to close this page.

✓ Authentication Phone is set to +372 [Change](#)

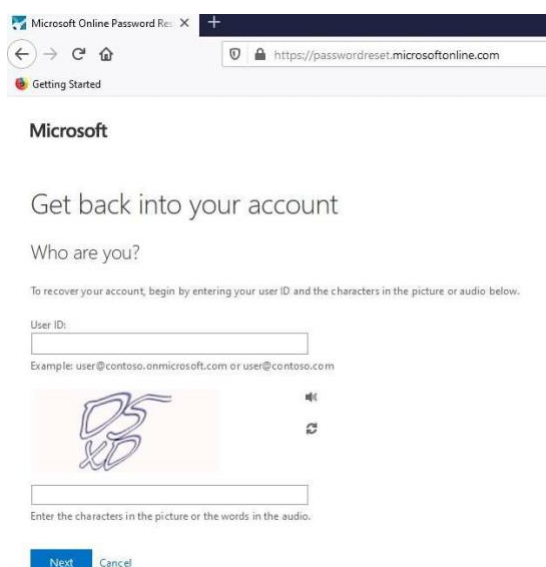
[finish](#) [cancel](#)

Hiljem saate telefoninumbrit või e-posti aadressi muuta profiili **Security info alt Set up self-service password reset**.



Edaspidi parooli resettimiseks: minge lehele <https://passwordreset.microsoftonline.com/>

Sisestage kooli E-post ja pildil olevad kinnitustähed ja vajutage **next**



Sisestage oma telefoni number ning kinnituskood saabumisel sisestage see lahtrisse ja vajutage **next**

Microsoft

Company branding image

Get back into your account

verification step 1 > choose a new password

Please choose the contact method we should use for verification:

Text my mobile phone

Call my mobile phone

In order to protect your account, we need you to enter your complete mobile phone number (***** below). You will then receive a text message with a verification code which can be used to reset your password.

Enter your phone number

Text

[Cancel](#)

Sisestage 2 korda uus Parool ja vajutage **next**

Microsoft

Get back into your account

verification step 1 ✓ > **choose a new password**

* Enter new password:

* Confirm new password:

Finish

[Cancel](#)

Peale uute paroolide sisestust tuleb teade edukast paroolivahtusest.

Microsoft

Get back into your account



Your password has been reset